

The following data describes the health outcomes and access to specialist services for people of the Kāpiti Coast District



How we look at health outcomes

- One way we look at the health outcomes for our people is by where they live. In the CCDHB district, we focus on communities within three localities; Kāpiti, Porirua and Wellington.
- Another way we look at the health outcomes of our people is through health service user groups; mothers and babies, children, young people, older people, people with long term conditions, and people living with mental health conditions.
- For all measures we look at outcomes for Māori people and Pacific people alongside the general population to inform service delivery.
- The following information relates to the 2020 calendar year



Kāpiti mothers and babies

More Kāpiti mothers are registered with a Lead Maternity Carer in their 1st trimester

Māori: 82% ↑
 Pacific: 62% ↓
 Other: 90% ↑

Wellington
 Māori: 69% Pacific: 51%
 Other: 86%

Porirua
 Māori: 69% Pacific: 49%
 Other: 86%

More Kāpiti mothers are smokefree 2 weeks postnatal

Māori: 86% ↑
 Pacific: 85% ↓
 Other: 98% ↑

Wellington
 Māori: 86% Pacific: 91%
 Other: 99%

Porirua
 Māori: 81% Pacific: 89%
 Other: 96%

More Kāpiti mothers are breastfeeding 2 weeks Postnatal

Māori: 78% ↓
 Pacific: 77% ↓
 Other: 77% ↓

Wellington
 Māori: 73% Pacific: 71%
 Other: 76%


Porirua
 Māori: 71% Pacific: 60%
 Other: 77%



↑ ↓ Arrows indicate whether figures are rising or falling compared to 2019



Kāpiti children



More Kāpiti 5 year olds are cavity free

Māori: 61% =
 Pacific: -%*
 Other: 81% ↑

Wellington
 Māori: 51% Pacific: 61%
 Other: 78%

Porirua
 Māori: 51% Pacific: 40%
 Other: 74%

Fewer Kāpiti children (0-4 years) are admitted for avoidable respiratory conditions (per 100,000)

Māori: 1978 ↓
 Pacific: 2410 ↓
 Other: 856 ↓

Wellington
 Māori: 2373 Pacific: 4538
 Other: 1889

Porirua
 Māori: 2908 Pacific: 2700
 Other: 1353

More Kāpiti children are fully immunised at 2 years of age

Māori: 89% ↑
 Pacific: 100% =
 Other: 94% ↑

Wellington
 Māori: 87% Pacific: 83%
 Other: 93%

Porirua
 Māori: 85% Pacific: 93%
 Other: 93%



↑ ↓ Arrows indicate whether figures are rising or falling compared to 2019

*Suppressed due to low number of children examined



Kāpiti youth




More Kāpiti youth are cavity free at age 12

Māori: 49% 
 Pacific: -%*
 Other: 73% 

Wellington
 Māori: 67% Pacific: 73%
 Other: 79%

Porirua
 Māori: 62% Pacific: 58%
 Other: 73%

More Kāpiti youth are enrolled with a general practices

Māori: 86% 
 Pacific: 80% 
 Other: 95% 

Wellington
 Māori: 73% Pacific: 89%
 Other: 82%


Porirua
 Māori: 97% Pacific: 90%
 Other: 83%

More Kāpiti youth are immunisation against measles

Māori: 52%
 Pacific: 49% April 2021
 Other: 60%

Wellington
 Māori: 52% Pacific: 55%
 Other: 47%

Porirua
 Māori: 56% Pacific: 56%
 Other: 57%



Arrows indicate whether figures are rising or falling compared to 2019

*Suppressed due to low number of children examined



Kāpiti residents living with long term conditions



Fewer Kāpiti adults are admitted for avoidable respiratory conditions (per 100,000)

Māori: 684 ↑
 Pacific: 1,290 ↑
 Other: 215 ↓

Wellington
 Māori: 1199 Pacific: 932
 Other: 151

Porirua
 Māori: 1041 Pacific: 584
 Other: 254

Fewer Kāpiti adults are admitted for avoidable cardiovascular conditions (per 100,000)

Māori: 1,027 ↓
 Pacific: 1,290 ↓
 Other: 1,344 ↓

Wellington
 Māori: 1531 Pacific: 2538
 Other: 931

Porirua
 Māori: 2044 Pacific: 2303
 Other: 976

More Kāpiti patients with diabetes have safer blood glucose control

Total: 70% ↓

Wellington:
 Total: 60%

Porirua:
 54%

↑ ↓ Arrows indicate whether figures are rising or falling compared to 2019



Kāpiti living with mental health conditions






More Kāpiti residents utilise mental health and addiction services (% of population)

Māori: 5.9% 
 Pacific: 4.8% 
 Other: 3.2% 

Wellington
 Māori: 5.7% Pacific: 3.7%
 Other: 2.7%

Porirua
 Māori: 6.3% Pacific: 4.7%
 Other: 3.0%

There is an opportunity to improve wait times for Kāpiti residents referred to mental health services and be seen within 8 weeks

Māori: 88% 
 Pacific: 90% 
 Other: 90% 

Wellington
 Māori: 93% Pacific: 94%
 Other: 89%

Porirua
 Māori: 93% Pacific: 95%
 Other: 89%

Fewer Kāpiti residents present to ED for mental health conditions (per 100,000)

Māori: 584 
 Pacific: 733 
 Other: 367 


Wellington
 Māori: 1034 Pacific: 574
 Other: 547

Porirua
 Māori: 712 Pacific: 314
 Other: 365

  Arrows indicate whether figures are rising or falling compared to 2019



Older People living in Kāpiti



More Kāpiti 65+ year olds are supported at home

Māori: 5% =
Pacific: 12% =
Other: 6% =

Wellington
Māori: 5% Pacific: 7%
Other: 4%

Porirua
Māori: 4% Pacific: 4%
Other: 4%

There are fewer acute bed days for Kāpiti 65+ year olds (per 100,000)

Māori: 703 ↑
Pacific: 1,121 ↓
Other: 767 =

Wellington
Māori: 1456 Pacific: 1774
Other: 706

Porirua
Māori: 1028 Pacific: 910
Other: 897

Fewer Kāpiti 65+ year olds are readmitted to hospital within 28 days

Māori: 17% =
Pacific: 4% ↓
Other: 13% =

Wellington:
Māori: 18% Pacific: 14%
Other: 14%

Porirua:
Māori: 18% Pacific: 21%
Other: 17%

↑ ↓ Arrows indicate whether figures are rising or falling compared to 2019



DHB Services Delivered in Kāpiti



Mothers and Babies

- Obstetrics and Antenatal (16 hours/4 clinics per month)
- Paediatric Clinics including specialist Diabetology, Endocrinology and Dieticians (39 hours/8 clinics per month)
- Primary Maternity Birthing Unit with two post natal beds
- New born hearing service (1 day a week)
- Community Breastfeeding Team for follow-up breastfeeding support
- SUDI prevention coordination (Safe Sleep Beds)



Children

- Multidisciplinary Child Development Service Team weekly and Consultant Paediatrician monthly
- Child Adolescent Mental Health Service (as required)
- District Nursing Enuresis programme that focuses on child bed wetting (available 8am – 4.30pm as required)



Youth

- Child and Adolescent Community Alcohol and Drug Service (as required)
- Child and Adolescent Mental Health Service including Māori Mental Health Team (as required)
- Eating Disorder Team (as required)
- Early Intervention service (8am – 4.30pm as required)



DHB Services Delivered in Kāpiti



Older Persons

- By referral:
 - Older Adults, Rehabilitation & Allied Health (ORA) service incl. treatment for older adults with complex needs and prevention of avoidable admissions to acute care (Mon-Fri 8am – 4pm)
 - Geriatrician including Parkinson's (3 hrs per month) and home visits weekly
 - Occupational and Physiotherapy for Older persons (available Mon-Fri 8am – 4pm)
 - District Nursing provide care at home and a clinic at Kāpiti Health Centre - service includes: catheters, incontinence issues, leg ulcers, ACC wounds, personal care/home help, TPN, palliative care, medication management, PEG feeding, IPC drains



Long Term Conditions

- By referral:
 - Diabetes/Endocrine clinics (3 days per month) (daily nurse)
 - Cardiology clinics including: rehabilitation, Heart Failure Nurse (27 hrs/4 per month), Electrocardiograph clinic (by appointment)
 - Pulmonary Rehabilitation group (weekly) and specialist respiratory long term conditions clinic (fortnightly)
 - Rehabilitation & Allied Health (ORA) services providing assessment and treatment of chronic conditions by physiotherapy, occupational therapy, speech language therapy by referral
 - Musculoskeletal, vestibular and respiratory physiotherapist and hand therapy service for (Mon-Fri 8am – 4pm)



Mental Health

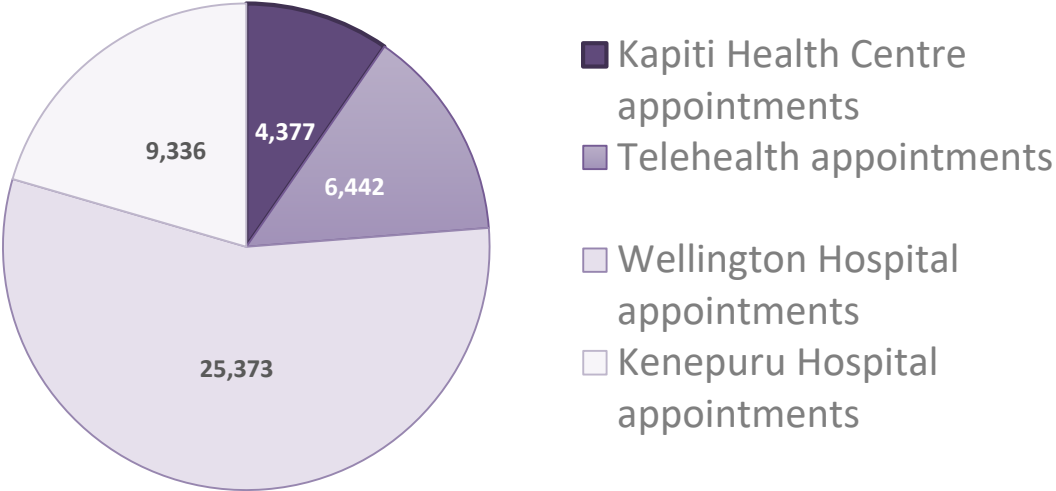
- Specialist Mental Health: Adult and Older persons service, Māori specialist team, Child and Adolescents, and Maternal Teams (as required)
- TACT team who work with patients under the mental health act or who are homeless (as required)
- Crisis Team (as required)



Specialist Outpatients Service for Kāpiti Residents



In 2020/21 Kapiti residents received a total of 10,819 (24%) specialist outpatient appointments locally*

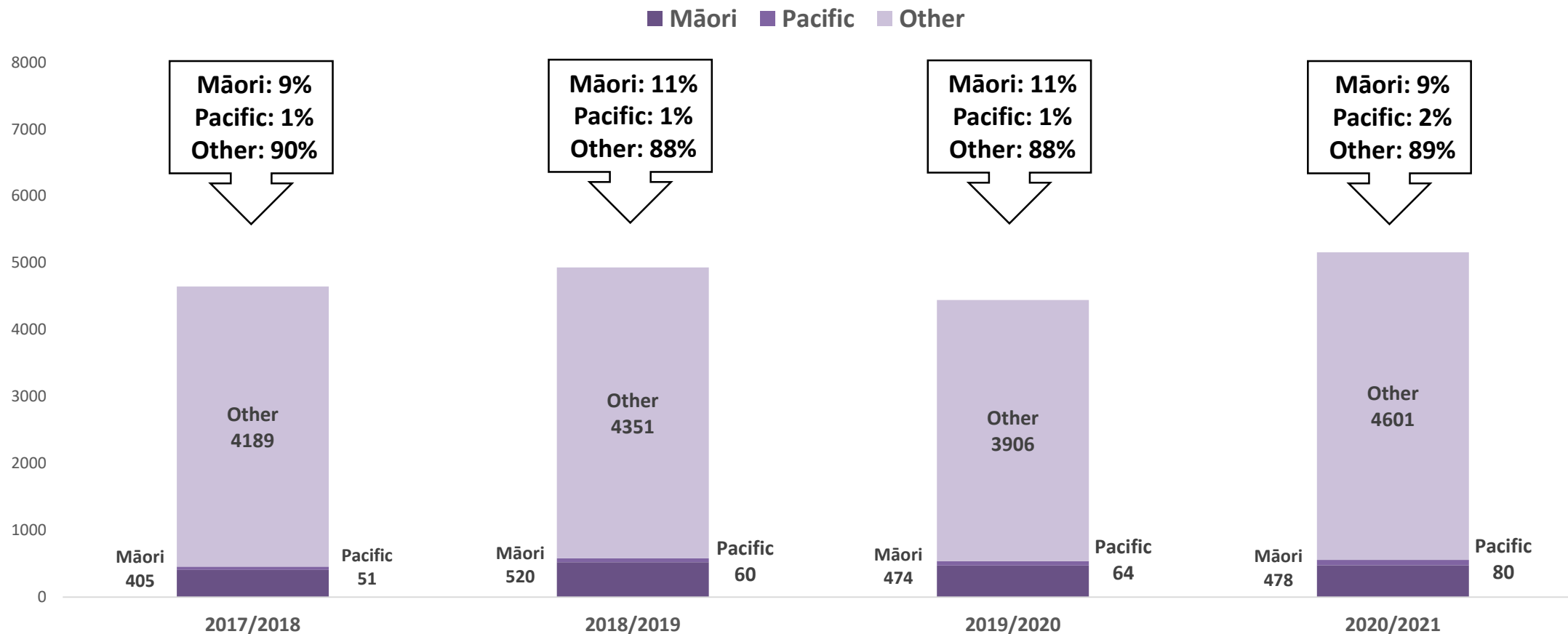


**either at Kapiti Health Centre or via telehealth*

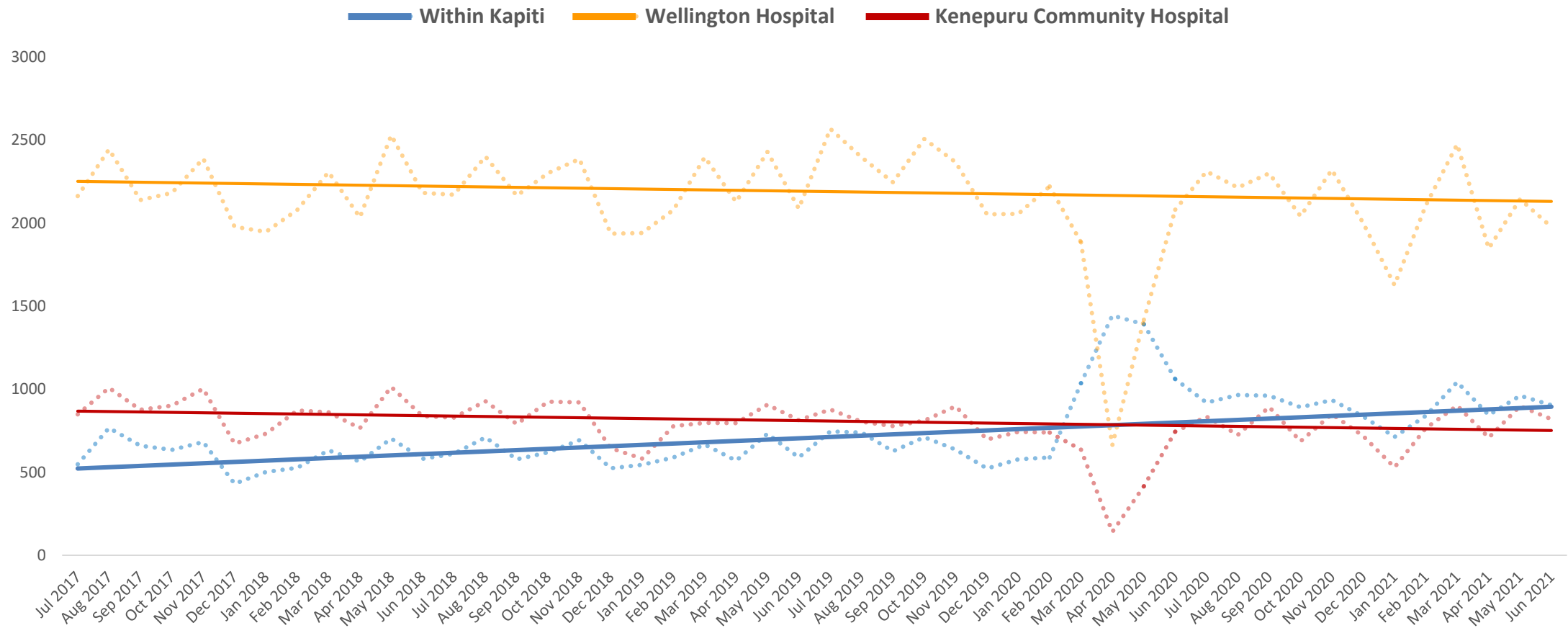


Specialist Outpatients

After a dip in 2019/20, Specialist Outpatient visits at Kāpiti Health Centre for Kāpiti residents have increased by 16% in the 2020/21 financial year.



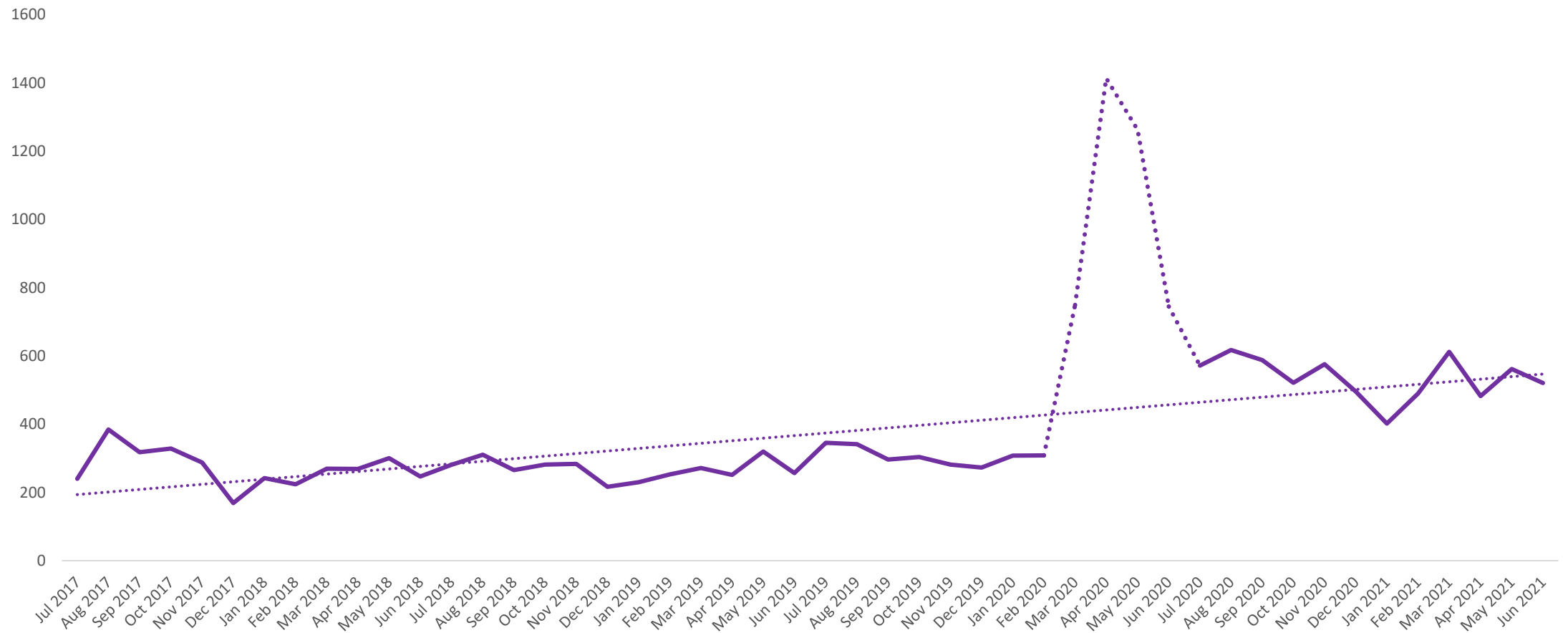
For people who live in Kāpiti, specialist outpatient appointments locally in Kāpiti are increasing while appointments outside of Kāpiti are decreasing.



*Trend lines excludes COVID-19 period



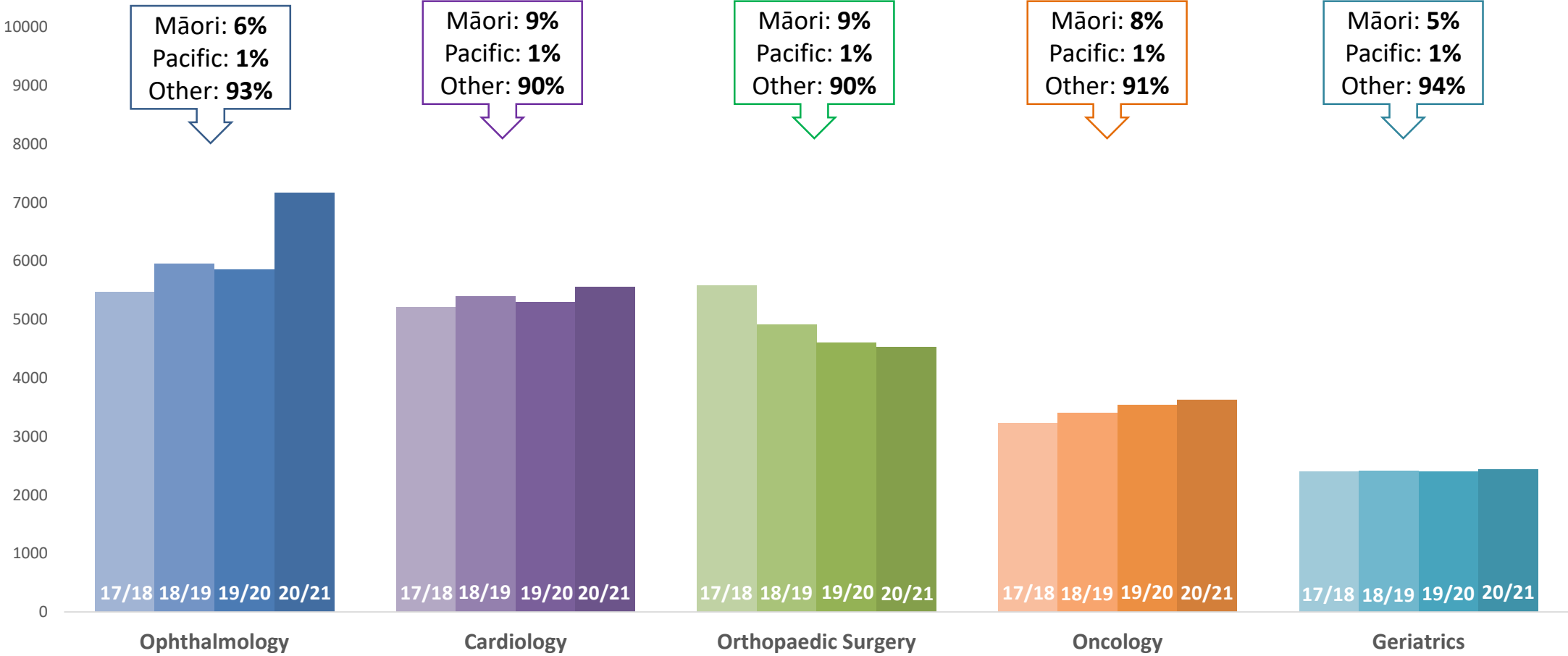
We saw a spike in Telehealth appointments in March 2020 due the first COVID19 lockdown, but ever since we seen an increase in both Telehealth and home visit appointments.



*Trend line excludes COVID-19 period



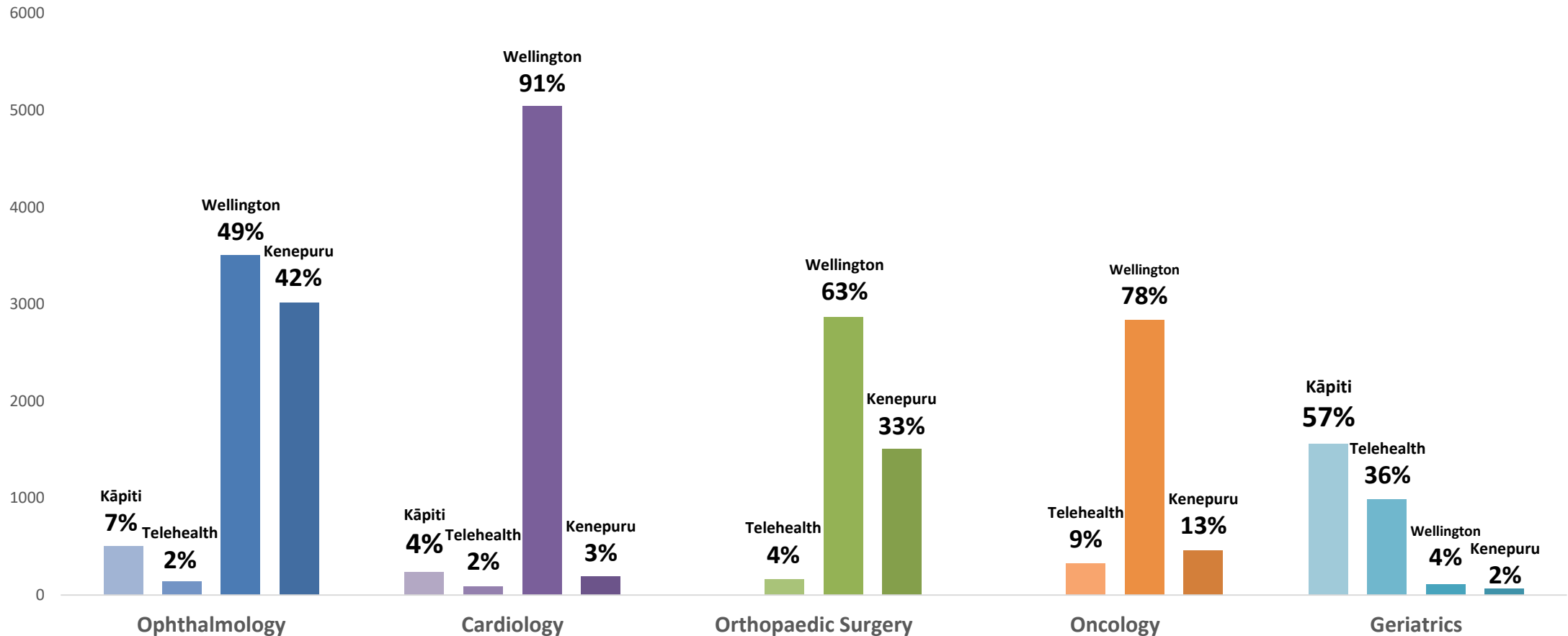
The Top 5 outpatient specialities for Kāpiti residents are Ophthalmology, Cardiology, Orthopaedics, Oncology, and Geriatrics



Location of appointments for the top 5 Outpatient Specialities in 2020/21

For four of the top five specialities, Kāpiti residents must travel outside of Kāpiti over 90% of the time for appointments. This is due to the need for certain hospital grade equipment that could not be facilitated in Kāpiti.

Over 90% of Geriatric outpatient appointments are completed in Kāpiti.



*Allied Health and District Nursing Services
for Kāpiti residents*



There has been a 5% increase in Nursing services and a 16% increase in Allied Health services provided by Kāpiti Health Centre for Kāpiti residents in 2020/21.

Allied Health and District Nursing

